

"PRELIMINARY"

900 MHz Low Pass Filter

P/N 0892LP07A136

Detail Specification: 01/16/06

Page 1 of 2

General Specifications

Part Number	0892LP07A136
Frequency (MHz)	824 - 960
Insertion Loss	0.7 dB max.
Return Loss	9.5 dB min.
Attenuation (min.)	18 dB @ 1648 - 1920 MHz
Attenuation (min.)	25 dB @ 2472 - 2880 MHz
Attenuation (min.)	25 dB @ 3296 - 3840 MHz

Impedance	50 Ω
Operating Temperature	-40 to +85°C
Reel Quantity	10,000
Input Power	500 mW max.

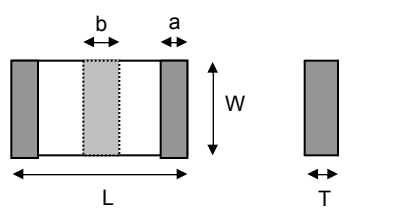
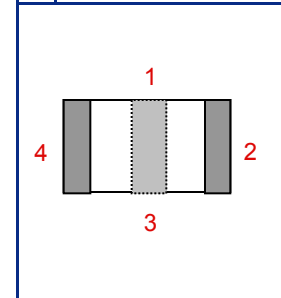
P/N	Packaging Style	Bulk	Suffix = S	Eg. 0892LP07A136S
		T & R	Suffix = E	Eg. 0892LP07A136E
Suffix	Termination Style	100% Tin	Suffix = None	Eg. 0892LP07A136(E or S)
		Tin / Lead	Suffix = /Pb	Eg. 0892LP07A136(E or S)/Pb

Terminal Configuration

No.	Function
1	GND
2	OUT
3	GND
4	IN

Mechanical Dimensions

	In	mm
L	0.039 ± 0.002	1.00 ± 0.05
W	0.020 ± 0.002	0.50 ± 0.05
T	0.015 ± 0.002	0.38 ± 0.05
a	0.006 ± 0.004	0.15 ± 0.10
b	0.010 ± 0.004	0.25 ± 0.10

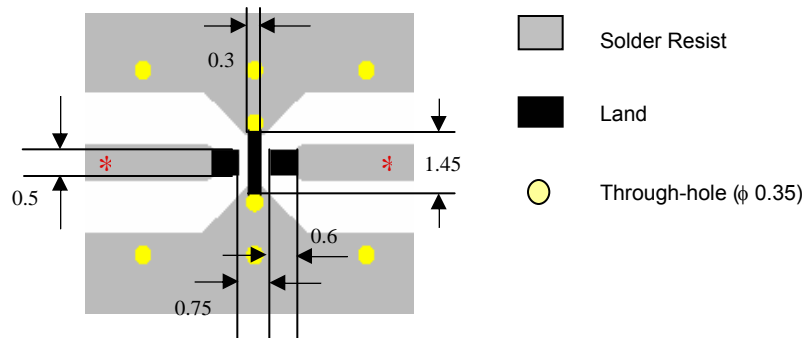



Mounting Considerations

Mount these devices with brown mark facing up.

Line width should be designed to provide 50Ω impedance matching characteristics.

Units: mm



Johanson Technology, Inc. reserves the right to make design changes without notice.

All sales are subject to Johanson Technology, Inc. terms and conditions.

"PRELIMINARY"

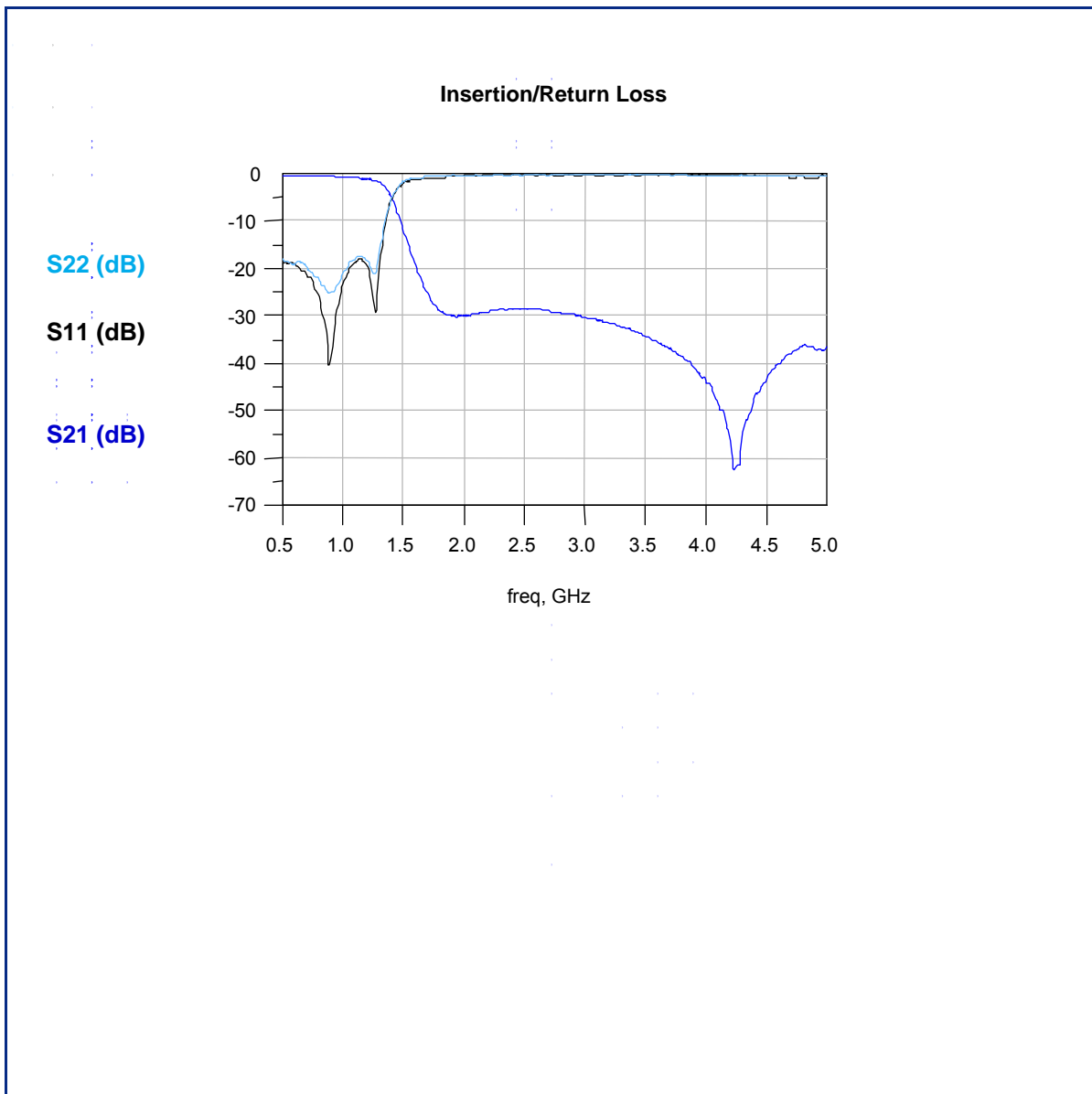
900 MHz Low Pass Filter

P/N 0892LP07A136

Detail Specification: 01/16/06

Page 2 of 2

Typical Electrical Performance (T=25°C)



Johanson Technology, Inc. reserves the right to make design changes without notice.

All sales are subject to Johanson Technology, Inc. terms and conditions.